



Greetings!

Thank you for choosing the McHenry County Conservation District's Wild Communities program at Living Land. The purpose of this field trip is to help students gain an awareness and understanding of human relationships with natural communities. The activities are taught through the exploration of a forest, wetland, and prairie.

The students will participate in hands-on activities in the natural communities, and begin to understand ecological concepts, signs of relationships and cycles thorough the exploration of these communities.

**Please make sure all teachers and chaperones attending the field trip are aware of the following information:**

- 1) Teachers, chaperones and students should dress for the weather and wear sturdy footwear for hiking as we are out side most of the time.
- 2) One adult chaperone for every 10 students is required to ensure the safety of the students. We expect chaperones to monitor student behavior and participate in the field trip as well.
- 3) Please have a nametag for each person attending the field trip
- 4) If it is warm, please have students bring a filled water bottle with them.
- 5) Background information as well as pre and post –trip activities are available for this and all McHenry County Conservation District school field trips in your choice of format. Completion of the activities ensures a more successful learning experience for your students.
  - Download information from our website at [www.mccdistrct.org](http://www.mccdistrct.org) ; click on the Education tab.
  - Request that information be sent to your email or school address. Call Leslie Krebs at 815-479-5779.
- 6) In the event of inclement weather on the day of your field trip, contact Leslie Krebs at 815-479-5779 to discuss rescheduling options.

I look forward to seeing you soon!


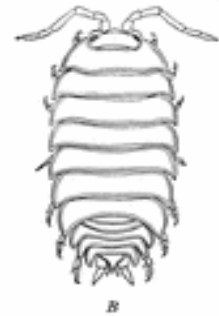
Sincerely,

Leslie Krebs  
Education Program Coordinator  
Living Land Farm

# Pre-Visit Activities

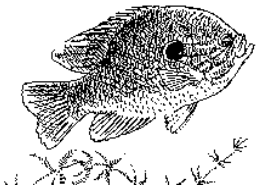
## Scavenger Hunt

We will be going on a scavenger hunt as part of the Wild Communities program. Below are a few on the things we might find. Ask students to guess what they are or who made them.






# Community Match


Draw a line from each creature to the community or communities in which it may be found.



FOREST



PRAIRIE



POND



# POST-VISIT ACTIVITIES

## Everybody Needs a Home




(Adapted from Project WILD)

- 1 ) Ask students to draw a picture of the neighborhood where they live. The drawings should include things such as houses, roads, grocery stores, etc... All these things put together represent their community.
  
- 2) Once the drawings are finished have a discussion with the students about what they drew. Ask the students to point out the things they needed to live that they included in their drawing such as a place to sleep, a place to buy and cook food and where they got their water.
  
- 3) Have the students choose an animal and draw a picture of the community it lives in. The pictures should include where the animal gets its food, what type of shelter it uses, and other animals and plants that live in the same community.
  
- 4) The students should compare the animal's community to their own. Are there similarities? What are the differences?

# Wild or Domestic?

(Younger students)

Below are pictures of several different animals. Circle the ones that are considered wild animals.



# Treemendous

Trees are an important part of the forest community, which also includes other plants and animals. Trees act as a source of food, a place to nest and rest, and as shelter. Below are pictures of different animals found in the forest. Next to each animal write a way or ways that the animal might use a tree.



Millipede



Bee



Squirrel



Bark beetle



Earthworm



Owl



Woodpecker



Raccoon

# Community Quiz

Fill in the blanks with the correct word or words. Not all the words will be used.

- 1) A \_\_\_\_\_ animal usually depends on people to feed and take care of them.
- 2) All the plants and animals interacting with each other in a common environment are known as a \_\_\_\_\_.
- 3) A \_\_\_\_\_ community usually has a lot of grasses and very few trees.
- 4) A squirrel might be found in a \_\_\_\_\_ community.
- 5) Many prairie plants have deep \_\_\_\_\_ to help them get water.
- 6) Trees are used by animals for \_\_\_\_\_, \_\_\_\_\_, and \_\_\_\_\_.
- 7) Two ways seeds can be moved to a new location are by the \_\_\_\_\_, or animals eating them.

Wild	Paper	Food	Ecosystem
Wind	Prairie	Wetland	Roots
Branches	Community	Nesting	Homes
Domestic	Furniture	Forest	Sun