



Dear Teacher,

Thank you for choosing the McHenry County Conservation District's "At Home in the Woods" field trip at Prairieview Education Center in Crystal Lake.

The purpose of this program is to learn about different animal homes. Students will:

- Watch a puppet show about animals and their homes
- Learn why animals need homes
- Learn about some animals and their homes in McHenry County
- Explore outside to find some animal homes at Prairieview

Please make sure all teachers and chaperones attending the field trip are aware of the following information.

1. This field trip is generally 2 hours long. Please note your start and end time on the permit. The program begins with an indoor puppet show and is followed by a hike to look for animal homes.
2. Teachers, chaperones, and students should dress for the weather and wear long pants and sturdy footwear for hiking.
3. To assist the field trip leaders in getting to know your class, please have the students wear secure nametags.
4. If you have arranged to stay and have lunch after your field trip, encourage everyone to bring a waste-free lunch! Pack lunches in insulated, reusable containers and include items that can be eaten in their entirety, recycled or composted. Examples are whole fruits and vegetables, drinks in reusable bottles, snacks purchased in bulk and brought in reusable containers, cloth napkins, and reusable ice packs. For additional information on reducing waste visit www.epa.gov/eapwaste/wycd/index.htm.
5. A teacher packet for this program is available to you on the Conservation District's Website. This packet includes a "What to Expect" information sheet, a map to Prairieview Education Center, a post-trip evaluation sheet, and pre-trip and post-trip activities. The pre-trip activities are designed to give students background information before they come to Prairieview. Please take time to do the activities because the information will be built upon during the program introduction. The post-trip activities are designed to provide the students with an extension to the activities provided during the program.
-Download teacher packet information from our website at www.mccdDistrict.org
-To request information be sent to your email or school address call Andy Talley at 815-479-5779.
6. In the event of inclement weather on the day of your field trip, contact us. While there is not much room to reschedule programs, we will try to accommodate your needs. We do have indoor facilities that can be used as necessary.

We are looking forward to a day of fun and learning with your class. If you have any questions, please feel free to call, (815) 479-5779.

Sincerely,

Andy Talley, Education Program Coordinator

At Home in the Woods

What to Expect for Your Field Trip

Before you visit

1. Please make sure that the students know to dress for the weather, as part of the program will be outdoors. A warm coat, mittens or gloves, and a hat are highly recommended if the weather is cool. Also, please have the students wear comfortable shoes for the day, as we will be hiking.
2. To make your trip as successful as possible, please do the enclosed pre-trip activities. "Animal Homes Match" requires matching the animal with the type of home that it may build. "Where Do We Live?" is an activity that introduces the concept of an animal's habitat. The correct answers are: *Forest*-owl, squirrel, chipmunk, deer; *Marsh*-duck, frog; *Prairie*-bison, badger, deer, owl.

When you arrive

Your field trip will begin at Prairieview Education Center. Have the busses enter at the Behan Road entrance to the south of the Education center. You will be met by a Conservation District staff member who will give the students a brief program introduction inside the building. This will include rules, the plan for the day, and an introduction to Animal Homes.

The hike is organized so there is plenty of time for exploration and quiet observation of animals in their habitats.

After the hike, there will be a program wrap-up and the group will board the bus to return to school.

After you visit


1. Do the post-trip activities "Charades" and "Living in a Forest." This will reinforce some of the concepts learned during the program.
2. Please fill out an evaluation form as it gives us very valuable feedback about how our programs fit into the school's needs. Return the form to:

Prairieview Education Center
Education Services Manager
2112 Behan Road
Crystal Lake, IL 60014


Thank you.

Pre-trip Activity: Animal Homes Match


Animals have many different types of homes - in trees, in water, and even underground! Can you match the animal with its home?




bird



turtle




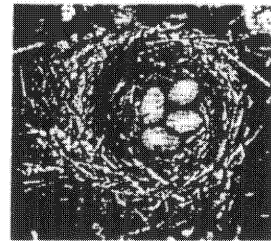


beaver



child



squirrel





Pre-trip Activity: Where Do We Live?






Your Conservation Sites have many different kinds of homes, also known as habitats, for all of the animals and plants that live there.

A **Forest** is a place with tall trees and wildflowers.

A **Marsh** is a wet place with water and cattails.

A **Prairie** is a dry place with tall grasses and hills.

Some animals use more than one habitat to find food, water and a home to live in. Can you match the animal with the place or places that it needs to live by drawing a line from the animal to its habitat(s)?



owl



squirrel




duck



chipmunk




frog



bison



badger



deer

Post-Trip Activity: "Charades"

Now that your students know more about the animals that live in McHenry County, see if they can act out animal charades.

Call a student up to the front of the class and whisper an animal activity to them. They will act out the activity while the rest of the class guesses what the student is doing. Some suggestions for animal activities are:

- a snake slithering,
- a beaver building a dam,
- a groundhog digging a hole,
- a squirrel eating a nut,
- a bird building a nest,
- a human getting home from work.

Etc.

Post-Trip Activity: "Living in a Forest"

Included is a worksheet depicting a forest habitat. Make a copy for each student and have them draw whatever animals they would like that would be living in the forest.



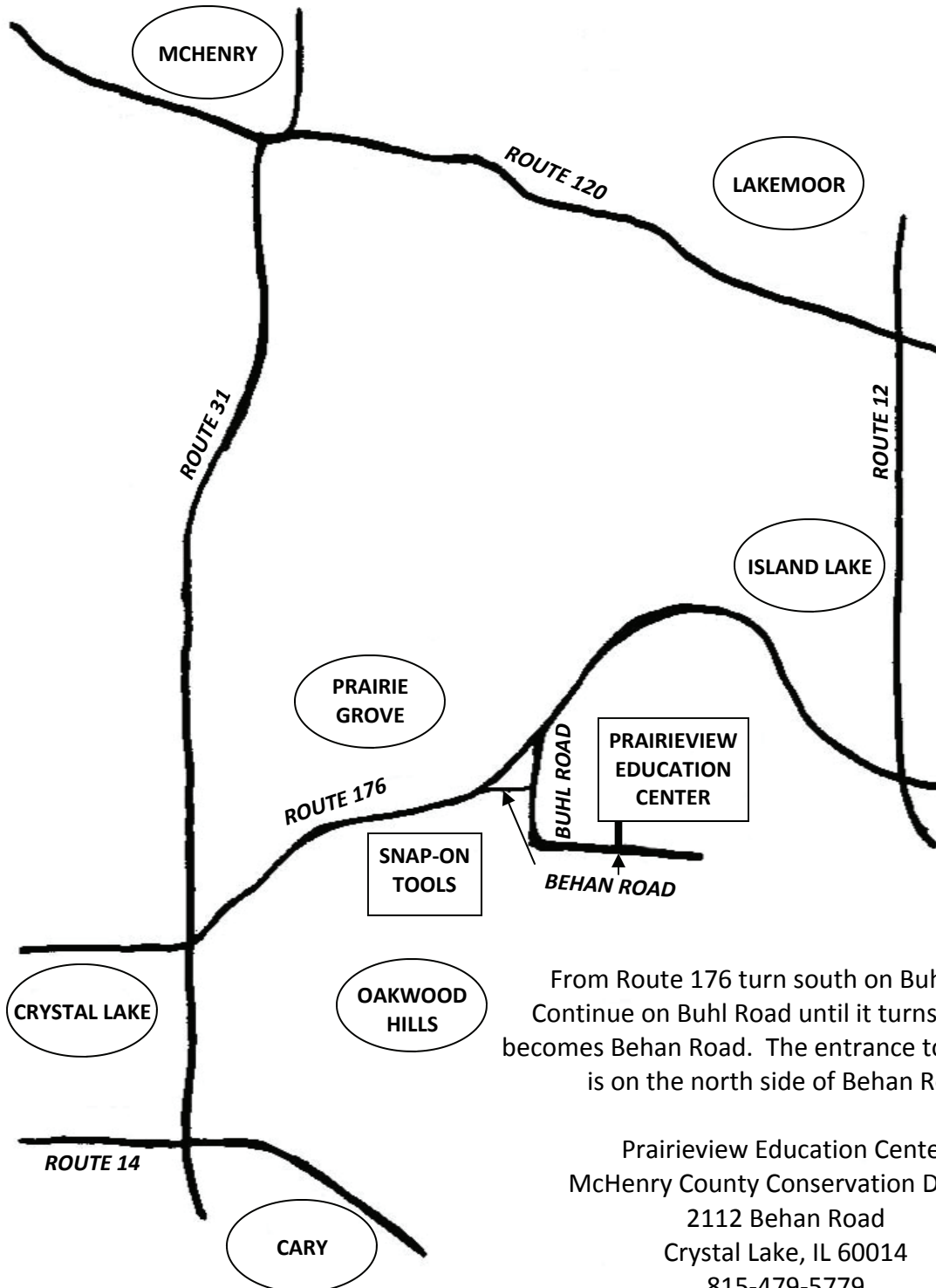
Living in A Forest





McHenry County
CONSERVATION DISTRICT

HOW TO GET TO PRAIRIEVIEW EDUCATION CENTER



From Route 176 turn south on Buhl Road. Continue on Buhl Road until it turns east and becomes Behan Road. The entrance to the center is on the north side of Behan Road.

Prairieview Education Center
McHenry County Conservation District
2112 Behan Road
Crystal Lake, IL 60014
815-479-5779



Field Trip Evaluation

Mail or fax your form to:

Education Services Manager, Prairieview Education Center, 2112 Behan Road, Crystal Lake IL 60014
Tel 815-479-5779 / Fax 815-479-5766

Thank you for participating in a McHenry County Conservation District field trip with your class. The Education Services Department wants to make sure the field trips are the best they can be, so that you meet your classroom goals. We sincerely appreciate your feedback on the field trip you attended.

School Name _____ Grade ____ Teacher's Name _____

Name of the Program _____ Date of Field Trip _____

Conservation District Leader Name(s) _____

1. What were your goals for the field trip? Were they met? How could the program better serve your goals?

2. Was the field trip information packet helpful in preparing you and your class for the trip? What activities did you use? How could the packet be improved?

3. Were the trip activities and information educational and stimulating for the children? What activities do you recall that worked especially well? What activities could use revision?

4. Was your field trip leader well informed about the subject matter and enthusiastic about working with the group?

5. Would you participate in another Conservation District field trip?

6. Do you have any additional suggestions, comments, or remarks?

If you would like to receive our Environmental Education Opportunities Teachers' Guide electronically (Adobe pdf format) please provide an email address here. _____