



Dear Teacher,

Thank you for choosing the McHenry County Conservation District's "Animals in Winter" field trip at Prairieview Education Center in Crystal Lake.

Please make sure all teachers and chaperones attending the field trip are aware of the following information.

1. This field trip is generally 2 hours long. Please note your start and end time on the permit. The program begins with an indoor puppet show and is followed by a hike to look for animal homes.
2. Teachers, chaperones, and students should dress for the weather. They should dress in layers as we will be indoors and out. They should also wear appropriate footwear-to hike on hilly terrain, possibly through snow.
3. To assist the field trip leaders in getting to know your class, please have the students wear secure nametags.
4. If you have arranged to stay and have lunch after your field trip, encourage everyone to bring a waste-free lunch! Pack lunches in insulated, reusable containers and include items that can be eaten in their entirety, recycled or composted. Examples are whole fruits and vegetables, drinks in reusable bottles, snacks purchased in bulk and brought in reusable containers, cloth napkins, and reusable ice packs. For additional information on reducing waste visit www.epa.gov/eapwaste/wycd/index.htm.
5. A teacher packet for this program is available to you on the Conservation District's Website. This packet includes a "What to Expect" information sheet, a map to Prairieview Education Center, a post-trip evaluation sheet, and pre-trip and post-trip activities. The pre-trip activities are designed to give students background information before they come to Prairieview. Please take time to do the activity because the information will be built upon during the program introduction. The post-trip activities are designed to provide the students with an extension to the activities provided during the program.

-Download teacher packet information from our website at www.mccdDistrict.org

-To request information be sent to your email or school address call Andy Talley at 815-479-5779.

6. In the event of inclement weather on the day of your field trip, contact us. While there is not much room to reschedule programs, we will try to accommodate your needs. We do have indoor facilities that can be used as necessary.

We are looking forward to a day of fun and learning with your class. If you have any questions, please feel free to call, 815-479-5779.

Sincerely,

Andy Talley, Education Program Coordinator

ANIMALS TRACKS

Match the track with its owner by drawing a line from one to the other.





What Do Animals Do in Winter?

Circle the animal that migrates (flies south).

Underline the animal that sleeps most of the winter.

X the animal that often doesn't survive winter.

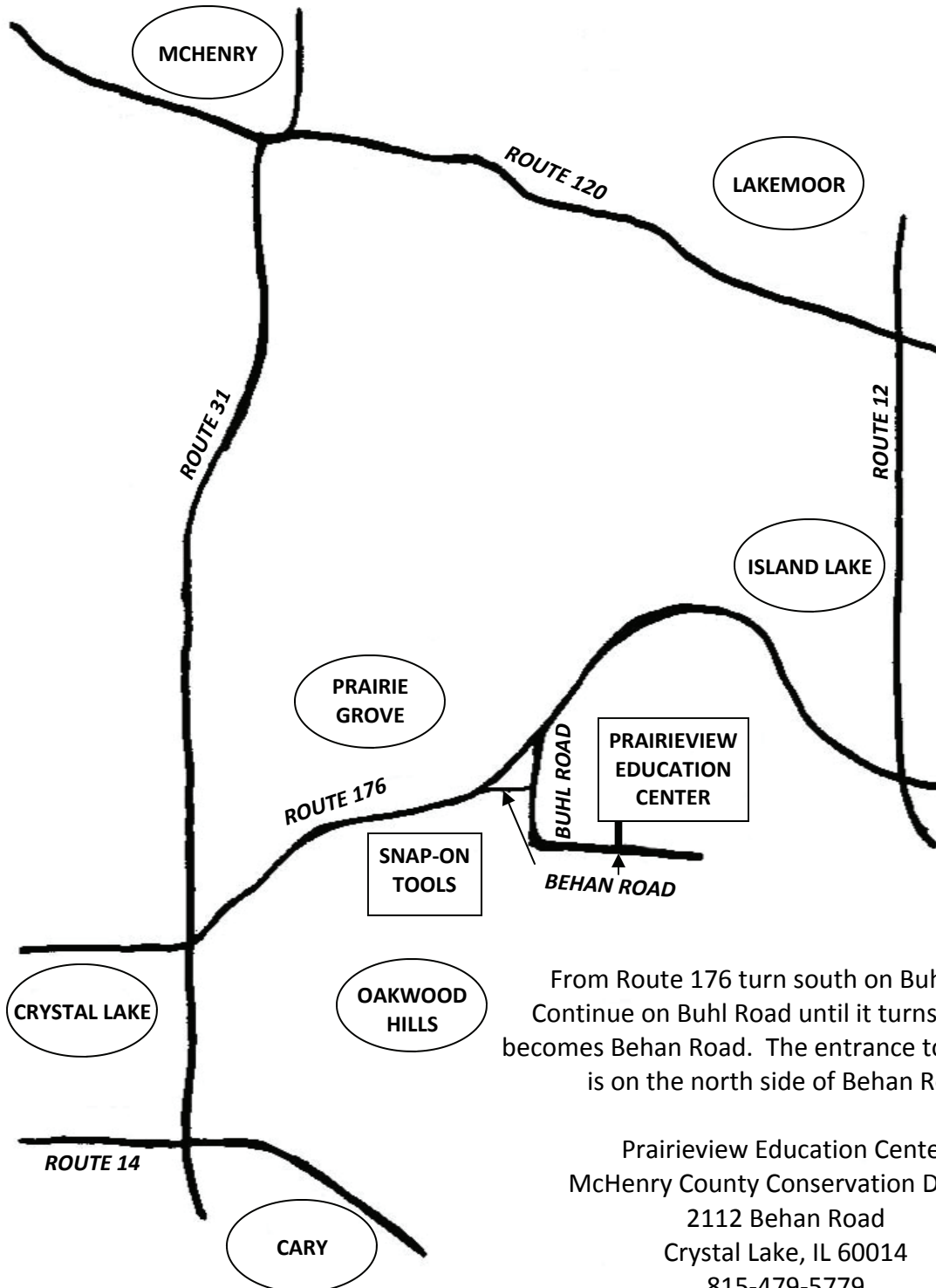
Draw a square around the animal that is active during winter.





McHenry County
CONSERVATION DISTRICT

HOW TO GET TO PRAIRIEVIEW EDUCATION CENTER



From Route 176 turn south on Buhl Road. Continue on Buhl Road until it turns east and becomes Behan Road. The entrance to the center is on the north side of Behan Road.

Prairieview Education Center
McHenry County Conservation District
2112 Behan Road
Crystal Lake, IL 60014
815-479-5779



Field Trip Evaluation

Mail or fax your form to:

Education Services Manager, Prairieview Education Center, 2112 Behan Road, Crystal Lake IL 60014
Tel 815-479-5779 / Fax 815-479-5766

Thank you for participating in a McHenry County Conservation District field trip with your class. The Education Services Department wants to make sure the field trips are the best they can be, so that you meet your classroom goals. We sincerely appreciate your feedback on the field trip you attended.

School Name _____ Grade ____ Teacher's Name _____

Name of the Program _____ Date of Field Trip _____

Conservation District Leader Name(s) _____

1. Did you choose to receive your field trip packet by mail, email, or did you download it from our website?
2. How was the field trip packet helpful in preparing you and your class for the trip? What activities did you use? How could the packet be improved?
3. What were your goals for the field trip? Were they met? How could the program better serve your goals?
4. Were the trip activities and information educational and stimulating for the children? What activities do you recall that worked especially well? What activities could use revision?
5. Was your field trip leader well informed about the subject matter and enthusiastic about working with the group?
6. Would you participate in another Conservation District field trip?
7. Do you have any additional suggestions, comments, or remarks?

If you would like to receive our Environmental Education Opportunities Teachers' Guide electronically (Adobe pdf format) please provide an email address here. _____